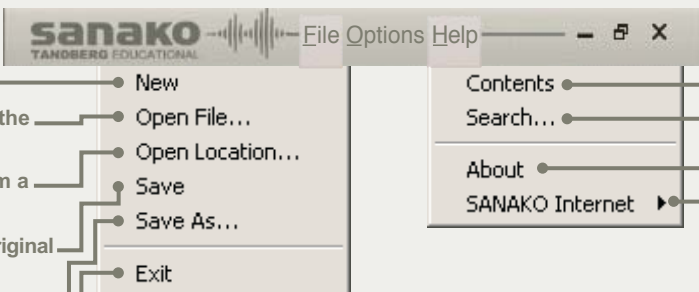


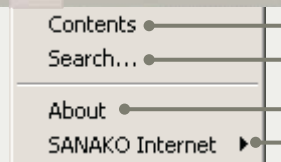
**FILE MENU**

- Clears current tracks
- Opens a master track from the media file
- Opens an audio stream from a web address
- Saves both tracks with the original file name
- Saves both tracks to a new file prompting a new file name
- Quits the application



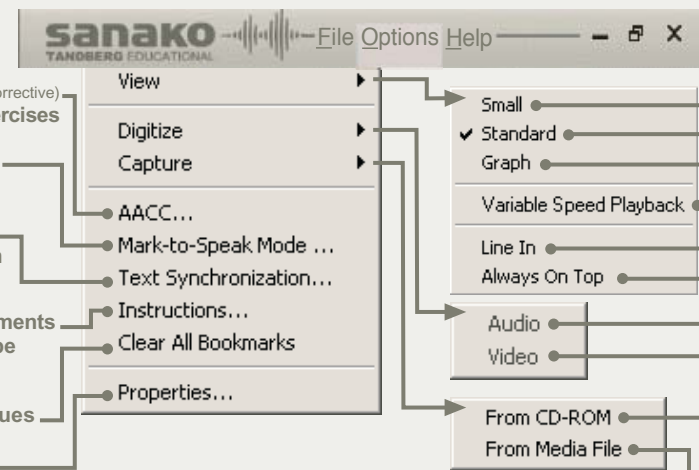
**HELP MENU**

- Contents of online Help
- Search for online Help
- Media Assistant version information
- Opens SANAKO Website



**OPTIONS MENU**

- AACC (Audio Active Comparative Corrective) for creation of interactive exercises
- Mark-to-Speak for real-time AACC practice
- Text Synchronization for addition of subtitles to both audio and video
- Instructions for adding comments to Media Assistant files to be displayed during playback
- Clears all the bookmark values
- Media Assistant settings



- Small version of the Media Assistant window
- Standard view of the application
- Graph view of the application; displays visual representations of both the program and student tracks
- Sets the Media Assistant playback speed
- Sets the Media Assistant line input volume level
- Places Media Assistant window on top of other applications on the desktop
- Converts an analog audio source into WAV or MP3 format
- Converts an analog video into a new program file (AVI format)
- Captures audio from CD
- Captures audio from media file

MEDIA ASSISTANT

Recorder Status

File name

Sliders and tabs

Bookmark/Phone\*/Response Analyzer\*

Right-click to name a bookmark

Student Position\*

Group Identifier\*

Student Status

Minimize

Switch from small display to standard display and vice versa

Close

Call Teacher\*

Real-time Counter

Duration

Volume Control

Balance between the program and student tracks

Clear Bookmark

Repeat

Recap

Speak/Pause

Play/Pause

Rewind

Stop

Fast Forward

\* Media Assistant Duo property



**SANAKO Corporation**  
 P.O. Box 41, FI-20741 Turku, FINLAND  
 info@sanako.com, http://www.sanako.com  
 SANAKO User Club and Discussion Forum:  
 http://members.sanako.com

